

CHAIR SPECIFICATIONS

STANDARD SIZES

- Seat Width:** 20", 22", 24" & 26"
- Seat Height:** 18"
- Seat Depth:** 20"
- Back Height:** 24" (short), 26" (medium), 28" (tall)
- Overall Chair Height:** 38", 40", 42" *
- Arm Width:** 5" - 6"
- Wedge Arm:** 5" front / 10" back
- Arm Height:** 24"

* Overall height will vary depending on style

CUSTOM SIZES ARE AVAILABLE FOR ALL COMPONENTS.

Sofas and sectionals are built to order

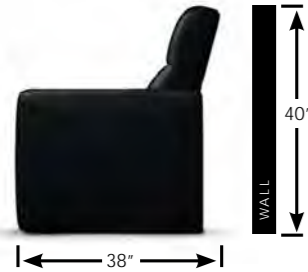
Examples are: 2-seat sofa 60"
3-seat sofa: 85"

Reclining mechanisms can be added to any seat in the sofa.

Unless you tell us differently, all chairs come with cup holders.

Add 0.5" per seat for upholstery allowance.
Slight variance may occur with model.

VIEWING POSITIONS

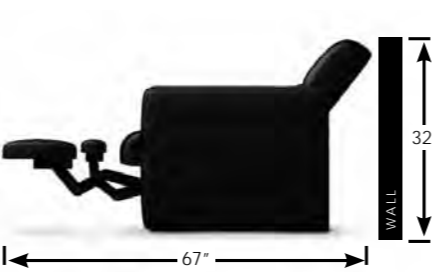


Position 1: Closed



Position 2: Foot Rest Extended

(Recommended viewing position)
Maintains line-of-site viewing because footrest extends before back reclines.
Chair may be placed against back wall.



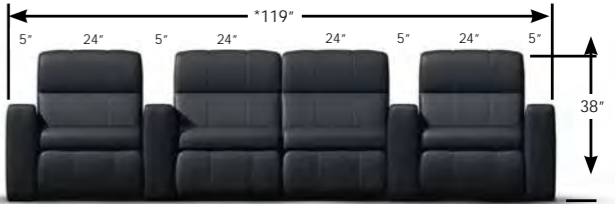
Position 3: Full Recline

When in this position, the chair need be only 5" from wall.

* Overall height will vary depending on style

CHAIR CONFIGURATIONS

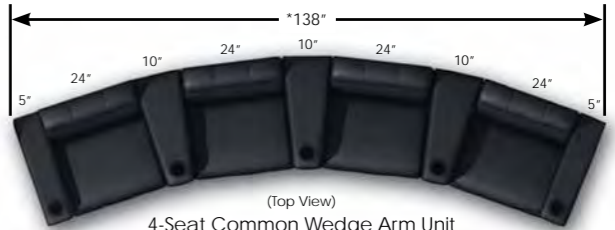
QUICK CONNECT ASSEMBLY



Single-Dual-Single



4-Seat Common Arm Unit



* Includes .5 inch growth per seat


BACK HEIGHT OPTIONS



Tall Back

Medium Back

Short Back



Standard Arm

Wedge Arm

FOR DETAILED INFORMATION GO TO WWW.FORTRESSEATING.COM