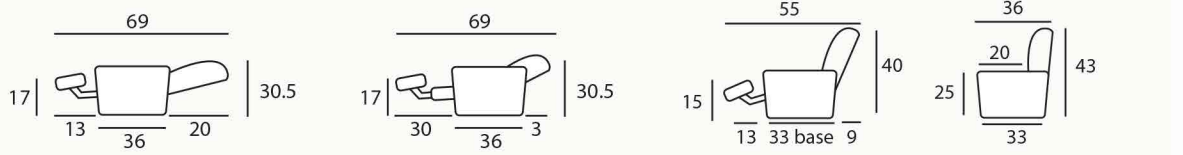


Shown with
with French Natural Tacks.



Seating configurations and dimensions.

Please note that these renderings are designed to provide you with estimated space requirements. Continental Seating products are hand crafted and variations from standard dimensions and appearances can occur.
NOTE: Power mechanisms will raise seat height approximately 2 inches. Power mechanisms DO NOT recline as far back as the standard and wall saver mechanisms.



STANDARD Recliner Mechanism

WALLSAVER Recliner Mechanism

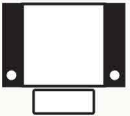
Partially Reclined

Side View

H: 43
D: 36 Seat: 24
W: 70

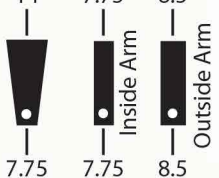


2 Arm Loveseat

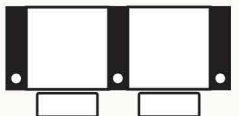


2 Arm Recliner

H: 42
D: 36 Seat: 24
W: 44



H: 43
D: 36 Seat: 24
W: 78

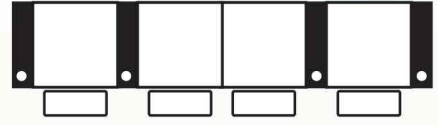


2 Seat Straight



2 Seat Curve

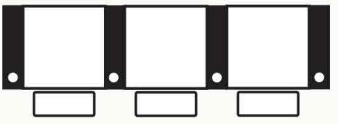
H: 43
D: 36 Seat: 24
W: 82



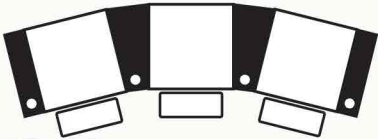
H: 43
D: 36 Seat: 24
W: 138

4 Seat Straight Love-Nest

H: 43
D: 36 Seat: 24
W: 112

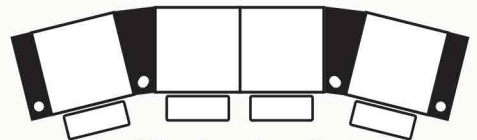


3 Seat Straight



3 Seat Curve

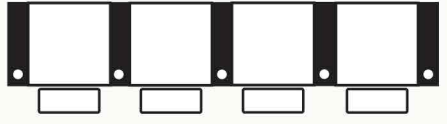
H: 43
D: 36 Seat: 24
W: 120




H: 43
D: 36 Seat: 24
W: 146

4 Seat Curve Love-Nest

H: 43
D: 36 Seat: 24
W: 146



4 Seat Straight



4 Seat Curve

H: 43
D: 36 Seat: 24
W: 158

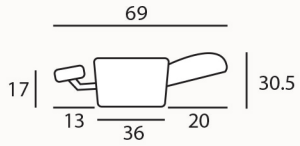
This is a sample representation of the most popular seating configurations and dimensions to help you prepare your order. You can arrange seating in any configuration you desire!

Seating configurations and dimensions.

Please note that these renderings are designed to provide you with estimated space requirements.

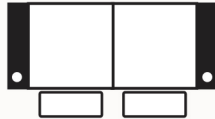
Continental Seating products are hand crafted and variations from standard dimensions and appearances can occur.

NOTE: Power mechanisms will raise seat height approximately 2 inches. Power mechanisms DO NOT recline as far back as the standard and wall saver mechanisms.

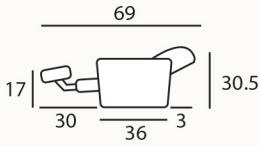


STANDARD Recliner Mechanism

H: 43
D: 36 Seat: 21
W: 64



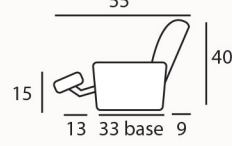
2 Arm Loveseat



WALLSAVER Recliner Mechanism

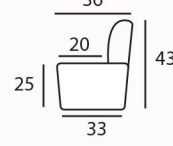


2 Arm Recliner

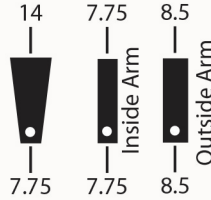


Partially Reclined

H: 43
D: 36 Seat: 21
W: 41



Side View



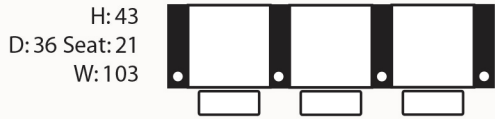
2 Seat Straight

H: 43
D: 36 Seat: 21
W: 72




2 Seat Curve

H: 43
D: 36 Seat: 21
W: 76



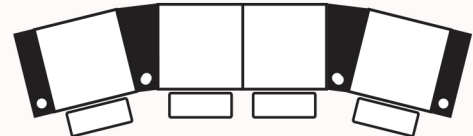
3 Seat Straight

H: 43
D: 36 Seat: 21
W: 103



3 Seat Curve

H: 43
D: 36 Seat: 21
W: 111




4 Seat Curve Love-Nest

H: 43
D: 36 Seat: 21
W: 134



4 Seat Straight

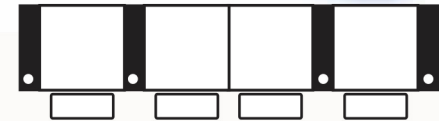
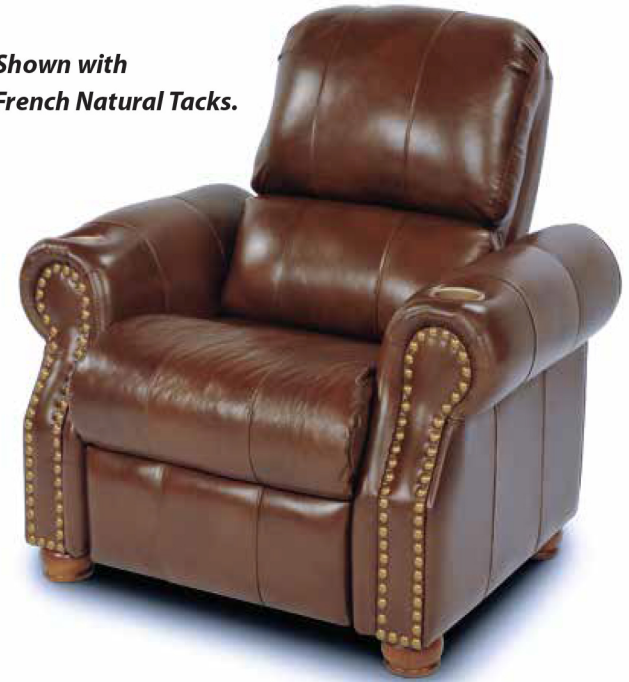
H: 43
D: 36 Seat: 21
W: 134



4 Seat Curve

H: 43
D: 36 Seat: 21
W: 146

**Shown with
French Natural Tacks.**



4 Seat Straight Love-Nest

H: 43
D: 36 Seat: 21
W: 126

This is a sample representation of the most popular seating configurations and dimensions to help you prepare your order. You can arrange seating in any configuration you desire!