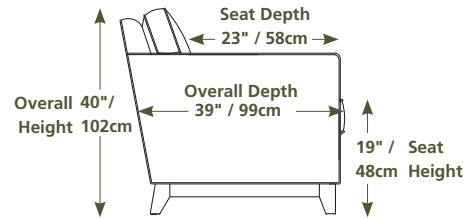




Design • It • Yourself



Wallhugger – fully reclines with only 2" / 5cm wall clearance, allowing greater decorating flexibility and more efficient use of space.

Forward extension to a maximum of 26" / 65cm.



43" / 109cm wide
 31 power recliner
 32 rocker recliner
 33 swivel rocker recliner
 35 wall hugger recliner
 inside arm to inside arm
 = 17" / 43cm



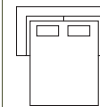
24" / 61cm wide
 10 armless chair



82 straight console
 13" x 36" x 36"
 33cm x 92cm x 92cm
 • storage under armpad
 • 2 cup holders



34" / 86cm wide
 47 left arm facing recliner
 67 left arm facing power recliner



71" / 180cm wide
 26 left arm facing
 54" sofa bed



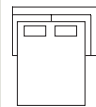
80 home theater wedge
 17" x 36" x 36"
 43cm x 92cm x 92cm
 • storage under armpad
 • 2 cup holders



89" / 226cm wide
 51 sofa recliner
 61 sofa power recliner
 inside arm to inside arm
 = 63" / 160cm



34" / 86cm wide
 46 right arm facing recliner
 66 right arm facing power recliner



71" / 180cm wide
 27 right arm facing
 54" sofa bed



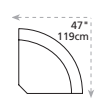
81 45° wedge
 36" x 36" x 36"
 92cm x 92cm x 92cm
 • storage under armpad
 • 2 cup holders



67" / 170cm wide
 53 loveseat recliner
 63 loveseat power recliner
 inside arm to inside arm
 = 42" / 107cm



24" / 61cm wide
 30 armless recliner
 60 armless power recliner

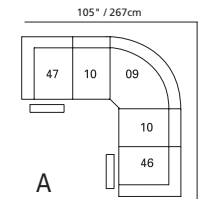


47" / 119cm wide
 09 corner seat

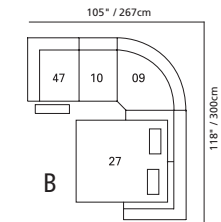


04 home theater ottoman
 44" x 28" x 19"
 112cm x 72cm x 48cm
 • storage drawer

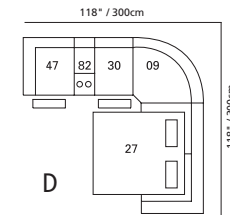
MOST POPULAR CONFIGURATIONS



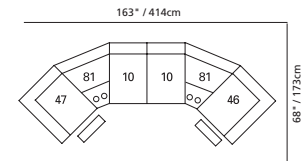
A



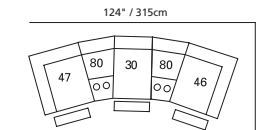
B



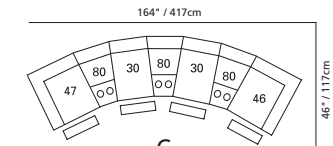
D



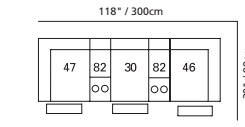
E



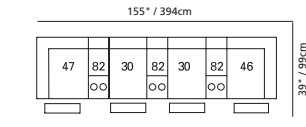
F



G



H



I

NOTE: ALWAYS ASSEMBLE CONFIGURATIONS FROM RIGHT HAND FACING TO LEFT HAND FACING COMPONENTS