


HIGH POWER BASS SHAKER

User Manual

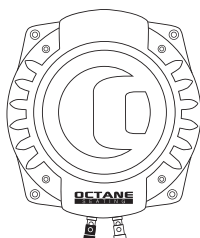


Model: OCT-HPBS

The Octane Bass Shaker brings your movie watching experience to a whole new level. In addition to seeing and hearing the film, you'll now feel it just as if you were in the movie. Your favorite scenes will come to life as you feel the revving of car chases, the blasts of rifles and guns, and the thundering of a coming storm. Octane Seating delivers high performance comfort, turning the ordinary into the extraordinary.

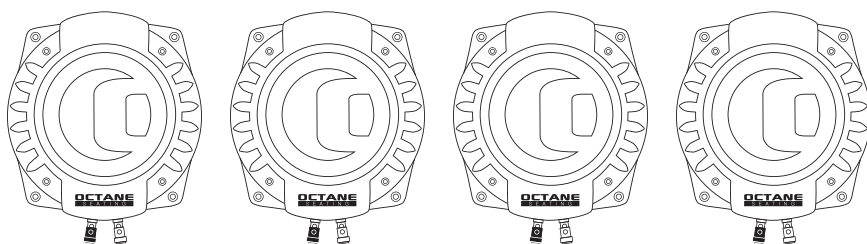
Read the following instructions, paying close attention to all wiring diagrams and cautions.

CONNECTING A SINGLE BASS SHAKER



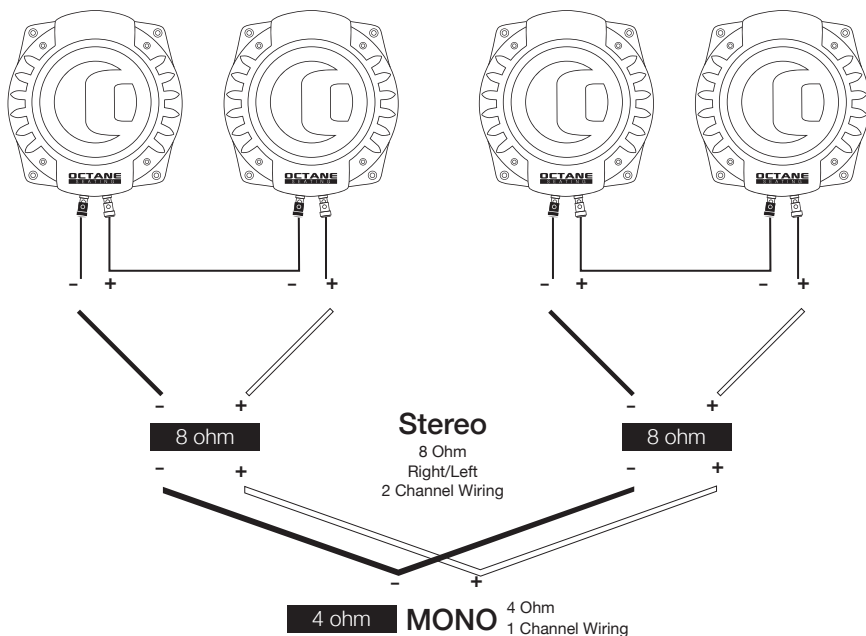
Our Bass Shaker has an impedance of **4 ohms**. Simply connect the Bass Shaker to an amplifier that is either stereo or bridged mono, the exact same way you would connect a subwoofer. **Please consult the manual of your amplifier for details regarding its impedance rating.**

CONNECTING MULTIPLE BASS SHAKERS



Two or four Bass Shakers can be used when you are setting up multiple theater seats per row. Connecting two in Series configuration will raise the impedance to 8 ohms, connecting two in parallel will lower the impedance to 2 ohms, and wiring four Bass Shakers in Series-Parallel will keep the impedance to 4 ohms. Always consult your amplifier's owner's manual to verify it has the power capability that achieves the wattage and various impedances. **WARNING: Do Not exceed 50 watts RMS per Bass Shaker multiplied by the number of Shakers. (example: $50 \times 3 = 150$ Watts RMS).**

INSTALLATION NOTES



Find a solid mounting area for your Bass Shaker(s) underneath and towards the rear of the furniture's frame. Use 4 wood screws or stingers to mount the Bass Shakers to the frame. If you cannot locate a good mounting area, then we recommend you construct one using hardwood or plywood. It's important that the Bass Shaker comes in full contact with a solid flat surface, so try to avoid areas where there is fabric or padding.

Note: The Bass Shaker will provide the best performance if the furniture you are connecting it to is not permanently fixed to the floor. Our Bass Shaker works by having its energy impact the user's body rather than travel through the furniture and dispense that energy into the floor. Isolating the furniture from the floor is highly recommended by using pads or rubber feet. **Recommended wire gauge is 14-16 gauge speaker wire.**

SPECIFICATIONS:

Housing: High Grade Aluminum

Impedance: 4 ohms

Power Handling: 50WPC @ 4 ohms

Weight: 3.75 lbs

Warranty Information

Octane Seating Products are warranted free from defects in material and workmanship for **5 years** from date of purchase (see exceptions below). In the rare case of a product failure, please contact your place of purchase or call our Customer Support Department at (888) 627-6743.

Warranty Limitations

There are no other warranties, either express or implied, that extend the foregoing, and there are no warranties of merchantability or fitness for any particular purpose. Octane Seating is not responsible for any extraction of any component of the audio system, or for the improper use of products. This includes but is not limited to burnt voice coils, overheating, bent frames, holes in the cone, or broken lead wires. Warranty does not apply to misuse, abuse, neglect, accident, improper use, etc. Octane Seating reserves the right to repair or replace the products with either a new or factory refurbished unit.

This warranty gives you specific legal rights and you may also have other rights that vary from state to state.

Non-Warranty Service: If non-warranty service is required, the product may be sent to the company for repair/replacement, transportation prepaid, by calling (888) 627-6743 for details, complete instructions, and service fee charges.

