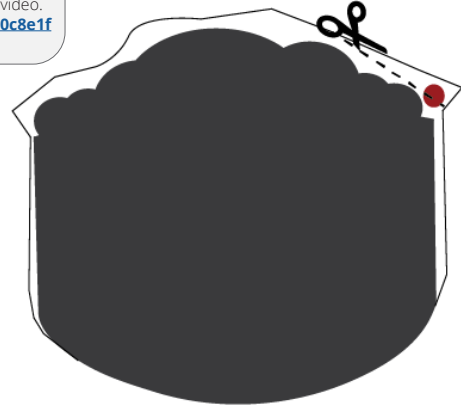
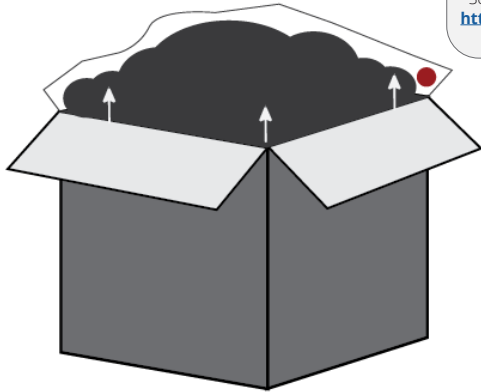


UNPACKING & FLUFFING THE FOAM POD



Scan this QR code for an instructional video.
<https://vimeo.com/821357168/9d4b0c8e1f>




1 Remove the vacuum-packed foam pod from the box.

2 To remove the plastic packaging, locate the red dot. This indicates where the plastic is safe to cut. **Cut carefully so as not to damage the product.**



3 Grab the bottom and flip over a few times. This introduces air into the foam allowing it to fluff up.



4 Once fully fluffed, your foam pod is ready for its cover. **Please allow 24-48 hours to fully expand.**